

# SAFETY & SECURITY MIRRORS





## **CUSTOMER SERVICE HOURS**

Monday thru Friday:  
9:00am to 5:00pm EST

---

## **DOCK HOURS**

Monday thru Friday:  
8:00am to 3:30pm EST

### **CORPORATE OFFICE**

8180 Granville Road  
Mt. Vernon, OH 43050

### **EMAIL**

[info@fredsilver.com](mailto:info@fredsilver.com)

### **WEBSITE**

[www.fredsilver.com](http://www.fredsilver.com)  
[www.mirrorsandcabinets.com](http://www.mirrorsandcabinets.com)

### **PHONE**

Phone: 740-392-4003

### **Quote Requests**

For formal quotation requests, please email us at [sales@fredsilver.com](mailto:sales@fredsilver.com) or contact your sales representative. We kindly request the quantity, part number, and job name to provide you with a competitive bid.

### **Orders**

Fred Silver will accept a faxed or emailed purchase order. The purchase order should include contact name, company name, shipping address, billing address, payment terms, email address, and phone number.

Please email your orders to [customerservice@fredsilver.com](mailto:customerservice@fredsilver.com).

You may also fax it to (740)-397-1198.

# The Table of **CONTENTS**

Reflect-A-Dome Mirrors.....	4
Convex Mirrors.....	6
Utility and General Purpose Mirrors.....	8
Portable Inspection Mirrors.....	8
Elevator Mirrors.....	9
Hardware.....	9
Flat Mirrors.....	10

## **Product Warranty**

One year after purchased on manufactured defects.

## **Returned Goods**

All returns must be agreed to and authorized by Fred Silver and Company in writing, stating a 25% restocking and handling charges if applicable.

To receive your RMA Number please email to [info@fredsilver.com](mailto:info@fredsilver.com) or call us during normal business hours at (800-322-5929).

## **Cleaning Your Convex Acrylic and Polycarbonate Mirror**

Best method in cleaning acrylic and polycarbonate mirrors are to use an over the counter furniture polish. A soft cloth like a diaper works the best and will not scratch. Spray the furniture polish on a soft cloth then wipe until the polish is clear of any streaks. **\*\*Never Use a Glass Cleaner on Acrylic or Polycarbonate\*\***

## **Cleaning Your Glass Mirror**

Glass mirror cleaning is best when using water and vinegar or liquid glass cleaner (i.e., Windex). Spray cleaner on the mirror or cloth then wipe until dry. Repeat if necessary.

If either type of mirror is heavy with dust, blow off dust using an air hose before cleaning. Dust **WILL** scratch the mirrors.

# REFLECT-A-DOME Series

## Full Dome Mirrors

These safety mirrors provide an optimal 360 degree viewing area. Ideal for busy 4-way intersections in hallways and overhead viewing for factory and production areas. These full dome products provide maximum coverage. They can be mounted directly on a wall or ceiling or suspended above in vaulted ceiling areas with the use of a chain kit (included).

### Materials:

**Acrylic** - Our most popular mirror, shatter resistant, excellent clarity.

**Polycarbonate** - Made to be indestructible/unbreakable and is used in high security areas.

*\*Black trim is available for all full dome models, call for pricing.*



Model DOMEX-M32

\* Black Trim comes standard on Full Domes with Metal Back

\*\* Metal back is made from all galvanized sheet steel to resist rust and outdoor elements

## Full Domes - 360 Degree Viewing Area

Acrylic Shatter Resistant	Polycarbonate Unbreakable	Hardware Kit Included	Diameter	Diameter + Lip	Sq. Feet of Coverage
DOMEX-X-18	PC-DOME-18	Chain Kit	18"	19"	300
DOMEX-X-26	PC-DOME-26	Chain Kit	26"	27"	400
DOMEX-X-32	PC-DOME-32	Chain Kit	32"	33"	450
DOMEX-X-36	PC-DOME-36	Chain Kit	36"	37"	500
DOMEX-X-48	N/A	Chain Kit	48"	49"	800

## Full Domes with Metal Back - 360 Degree Viewing Area

Acrylic Shatter Resistant	Hardware Kit Included	Diameter	Diameter + Lip	Sq. Feet of Coverage
DOMEX-M18	Chain Kit	18"	19"	300
DOMEX-M26	Chain Kit	26"	27"	400
DOMEX-M32	Chain Kit	32"	33"	450
DOMEX-M36	Chain Kit	36"	37"	500
DOMEX-M48	Chain Kit	48"	49"	800

## Drop-In Dome Mirrors

The Drop-In Dome mirror provides a full 360 degree viewing area, making it the optimal product for the commercial application with easy installation into an existing ceiling grid. Two options available for both 24" x 24" ceiling tiles and 24" x 48" tiles. No hardware required. White insert panel included for easy installation.

### Materials:

**Acrylic** - Our most popular mirror, shatter resistant, excellent clarity.



Model D-DROP-24

## Drop-In Domes - 360 Degree Viewing Area

Acrylic Shatter Resistant	Overall Size W x H	Sq. Feet of Coverage
D-DROP-24	24" x 24"	350
D-DROP-2448	48" x 24"	350

Drop-In Domes are to be mounted for full 360 degree viewing.

Reduce shoplifting and improve personal surveillance of hidden areas.

# REFLECT-A-DOME *Series*

## Half Dome Mirrors

The Half Dome mirror is great for use at "T" intersections to prevent pedestrian or aisle accidents. Half dome mirrors are increasingly popular in hospitals, schools, retail or any other areas with a large volume of foot traffic and blind corners. Half domes are mounted to wall or ceiling for 180 degree viewing.

### Materials:

**Acrylic** – Our most popular mirror, shatter resistant, excellent clarity.

**Polycarbonate** – Made to be indestructible/unbreakable and is used in high security areas.



Model H-DOME-32

\* Black Trim comes standard on Half Domes with Metal Back

### Half Domes - 180 Degree Viewing Area

Acrylic Shatter Resistant	Polycarbonate Unbreakable	Diameter	Diameter + Lip	Sq. Feet of Coverage
H-DOME-18	PC-HD-18	18"	19"	150
H-DOME-26	PC-HD-26	26"	27"	200
H-DOME-32	PC-HD-32	32"	33"	225
H-DOME-36	PC-HD-36	36"	37"	250
H-DOME-48	N/A	48"	49"	400

### Half Domes with Metal Back - 180 Degree Viewing Area

Acrylic Shatter Resistant	Diameter	Diameter + Lip	Sq. Feet of Coverage
H-DOME-M18	18"	19"	150
H-DOME-M26	26"	27"	200
H-DOME-M32	32"	33"	225
H-DOME-M36	36"	37"	250
H-DOME-M48	48"	49"	400

## Quarter Dome Mirrors

The Quarter Dome models fit easily into most corners and provide a full 90 degree viewing area, making them optimal safety mirrors when installed at "L" corner intersections, eliminating blind spots and preventing accidents. Also ideal for elevator applications.

### Materials:

**Acrylic** – Our most popular mirror, shatter resistant, excellent clarity.

**Polycarbonate** – Made to be indestructible/unbreakable and is used in high security areas.



Model Q-DOME-26

### Quarter Domes - 90 Degree Viewing Area

Acrylic Shatter Resistant	Polycarbonate Unbreakable	Diameter	Diameter + Lip	Sq. Feet of Coverage
Q-DOME-18	PC-QD-18	18"	19"	50
Q-DOME-26	PC-QD-26	26"	27"	75
Q-DOME-32	PC-QD-32	32"	33"	90
Q-DOME-36	PC-QD-36	36"	37"	100
Q-DOME-48	PC-QD-48	48"	49"	200

## Acrylic, Glass and Polycarbonate Convex Mirrors

Convex mirrors are widely used for retail, warehouse, hospital, public areas, loading docks, warehouses, guard booths, production facilities, parking garages and driveways.

Can be ceiling or wall mounted and are available in sizes ranging from 13" to 48".

Most convex mirrors come with our advanced mounting hardware kit for easier mounting. Larger mirror diameter of 26" and above being used outside may require "double hardware" for safe mounting. (Call for pricing)

Both indoor and outdoor models have high gloss white hardboard backing.

### Materials:

**Acrylic** - Our most popular mirror, shatter resistant, excellent clarity.

**Glass** - Excellent clarity, will not scratch easily. Easy to clean, wet or dry and is unaffected by most cleaning chemicals. Option of shatter resistance is available as shown below.

**Polycarbonate** - Made to be indestructible/unbreakable and is used in high security areas.



Model PLX-18

### Indoor Models

Acrylic Indoor Model	Glass Indoor Model	Glass Shatter Resistant Model	Polycarbonate Model	Diameter	Distance Covered
PLX-13	CV-13	SC-13	PC-13	13"	13 Feet
PLX-18	CV-18	SC-18	PC-18	18"	18 Feet
PLX-26	CV-26	SC-26	PC-26	26"	26 Feet
PLX-30	CV-30	SC-30	PC-30	30"	30 Feet
PLX-36	CV-36	SC-36	PC-36	36"	36 Feet
PLX-48	N/A	N/A	N/A	48"	48 Feet



Model PLXR-30

### Outdoor Models

Acrylic Indoor Model	Glass Indoor Model	Glass Shatter Resistant Model	Polycarbonate Model	Diameter	Distance Covered
PLXR-13	CR-13	SCR-13	PC-13	13"	13 Feet
PLXR-18	CR-18	SCR-18	PC-18	18"	18 Feet
PLXR-26	CR-26	SCR-26	PC-26	26"	26 Feet
PLXR-30	CR-30	SCR-30	PC-30	30"	30 Feet
PLXR-36	CR-36	SCR-36	PC-36	36"	36 Feet
PLXR-48	N/A	N/A	N/A	48"	48 Feet

PLXR Outdoor Models - Weather resistant paint is used for additional protection from outdoor elements

\*Installation Hardware Included On All Models Listed On This Page\*

## Outdoor Models – Heavy Duty

All styles and sizes of Fred Silver & Company convex mirrors are mounted on high gloss whiteboard backing, with a ball and socket swivel in the center of the back, for adjustment to the desired viewing angle. The outdoor models are constructed to withstand most weather conditions. These mirrors range in sizes from 13" in diameter to 48" in diameter, as well as roundtangular models.

### Materials:

**Acrylic** – Our most popular mirror, shatter resistant, excellent clarity.

**Glass** – Excellent clarity, will not scratch easily. Easy to clean, wet or dry and is unaffected by most cleaning chemicals. Shatter resistant shown below for outdoor applications.

**Polycarbonate** – Made to be indestructible/unbreakable and is used in high security areas.

PLXR Outdoor Models – Weather resistant paint is used for additional protection from outdoor elements



Model PLXR-P-26

## Outdoor Models – Metal Back

Acrylic Indoor Model	Glass Indoor Model	Polycarbonate Model	Diameter	Distance Covered
PLXR-M-13	CR-M-13	PC-M-13	13"	13 Feet
PLXR-M-18	CR-M-18	PC-M-18	18"	18 Feet
PLXR-M-26	CR-M-26	PC-M-26	26"	26 Feet
PLXR-M-30	CR-M-30	PC-M-30	30"	30 Feet
PLXR-M-36	CR-M-36	PC-M-36	36"	36 Feet
PLXR-M-48	N/A	N/A	48"	48 Feet

## Outdoor Models – ABS Plastic Back

Acrylic ABS Plastic Back	Polycarbonate ABS Plastic Back	Diameter	Distance Covered
PLXR-P-13	PC-P-13	13"	13 Feet
PLXR-P-18	PC-P-18	18"	18 Feet
PLXR-P-26	PC-P-26	26"	26 Feet
PLXR-P-30	PC-P-30	30"	30 Feet
PLXR-P-36	PC-P-36	36"	36 Feet
PLXR-P-48	N/A	48"	48 Feet

## Roundtangular

Rounded rectangular shaped mirror ideal for installation in low clearance applications.

### Materials:

**Acrylic** – Our most popular mirror, shatter resistant, excellent clarity.

PLXR Outdoor Models – Weather resistant paint is used for additional protection from outdoor elements



Model PLX-1524

## Indoor/Outdoor Models – Roundtangular

Acrylic Indoor Model	Acrylic Outdoor Model	Overall Size H x W	Distance Covered
PLX-1218	PLXR-1218	12" x 18"	18 Feet
PLX-1524	PLXR-1524	15" x 24"	24 Feet
PLX-1626	PLXR-1626	16" x 26"	26 Feet
PLX-2030	PLXR-2030	20" x 30"	30 Feet
PLX-2636	PLXR-2636	26" x 36"	36 Feet

Convex roundtangular mirrors for indoor and outdoor applications for use in low ceiling applications.

# UTILITY & GENERAL PURPOSE *Series*

## Utility & General Purpose Mirror

Utility & General Purpose mirrors are small in size and have low space requirements making them excellent for use in areas with limited space. For use on forklifts, lift trucks or in a warehouse these mirrors will get the job done.

### Features:

- Available in both glass and acrylic models mounted on a swivel arm
- Available in 8" diameter
- Excellent for OEM replacement parts on forklifts
- Rectangular available in 4" x 8" or 6" x 9"
- Lightweight and durable
- Trim is molded black with a plastic back



Model E-80

### Models

Model	Size	Material	Type
E-48	8" x 4 3/4" x 1/8"	Glass	Rectangular
E-80	8" Diameter	Glass	Round
PE-80	8" Diameter	Acrylic	Round
PE-69	9" x 6 3/8" x 3/8"	Acrylic	Rectangular


# PORTABLE INSPECTION MIRROR *Series*

## Portable Inspection Mirror with Wheels

Lightweight inspection mirror perfect for security personal, auto mechanics, border patrol, homeland security agents or home owners for inspecting vehicles and hard-to-reach areas. Swivel wheels, 3 rolling casters for easy and quick inspection. The handle adjusts from 36" up to 60" and comes equipped with a flashlight holder.

### Uses:

- Motor vehicle inspection stations
- Entrances for security areas on military bases, manufacturing plants, power stations, prisons
- International border crossings
- Police and law enforcement personnel
- Construction sites



Model IR-91-M

### Model

Model	Overall Size	Lens Material
IR-91-M	11"	Acrylic



# ELEVATOR MIRROR *Series*

## Elevator Mirror

Elevator mirrors allow for observation of mirror and monitoring of occupancy levels in elevators. The convex lens is perfectly designed to mount in the corner of any elevator.

### Features:

Available in high polished bright annealed stainless steel with a galvanized steel threaded mounting rod

Available in 10" diameter

Vandal resistant mounting bracket



Model ME-10

### Model

Model	Overall Size	Material
ME-10	Triangle 10"	Stainless Steel


## Elevator Inspection Certificate Frame

### Features:

Constructed of stainless steel with a satin finish

Tamper proof hex screw deters and prevents vandalism

Easy and quick installation for mounting your mandatory inspection certificate



Model CF-1


### Model

Model	Overall Size	Material
CF-1	7 1/8" x 10 1/8"	Polished Stainless Steel

# HARDWARE KIT *Series*

H-3 = "J" Bracket    H-6 = Base Plate    H-8 = Mounting Plate

H-19 = Bolt Package    SHP-1 = Pivot Mount



Hardware Kit D

### Model

Model / Type	Parts Included
Hardware Kit A	H-3, SHP-1
Hardware Kit D	H-3, H-6, H-8, H-19, SHP-1

Safety and Security Mirrors 18" and under receive Hardware Kit A

Safety and Security Mirrors over 18" receive Hardware Kit D

# FLAT MIRROR *Series*

## Indoor applications are available in acrylic, glass and shatter resistant glass

Flat Mirrors are widely used around machinery, assisting the operator to see behind the back side of the machine. All products are available with glass or acrylic lenses. All styles and sizes of Fred Silver & Company flat mirrors are mounted on hardboard backs, with a ball and socket swivel in the center of the back, for adjustment to the desired viewing angle.

### Styles:

**Glass** – Excellent clarity, will not scratch easily. Easy to clean, wet or dry and is unaffected by most cleaning chemicals. Options of shatter resistance are available.

**Acrylic** – Our most popular mirror, shatter resistant excellent clarity.



Model PLXFR-2436

### Flat Mirrors – Rectangle

Acrylic Indoor Model	Acrylic Outdoor Model	Glass Shatter Resistant	Overall Size H x W
PLXF-1212	PLXFR-1212	FSC-1212	12" X 12"
PLXF-1216	PLXFR-1216	FSC-1216	12" X 16"
PLXF-1624	PLXFR-1624	FSC-1624	16" X 24"
PLXF-2436	PLXFR-2436	FSC-2436	24" X 36"


# STAINLESS STEEL MIRROR *Series*

## Wall Mount Stainless Steel Mirror

High polished stainless steel for a reflective mirror surface, ideal for institutional, penal or highly vandalized areas.

### Specifications:

Type 430, 20 gauge stainless steel with bright annealed finish for use in high traffic areas.



Model SSF-1014

### Stainless Steel Mirrors

Model Number	Overall Size W x H x D
SSF-1014	10" x 14" x $\frac{1}{16}$ "
SSF-1620	16" x 20" x $\frac{1}{16}$ "
SSF-1630	16" x 30" x $\frac{1}{16}$ "
SSF-1824	18" x 24" x $\frac{1}{16}$ "
SSF-1836	18" x 36" x $\frac{1}{16}$ "
SSF-2430	24" x 30" x $\frac{1}{16}$ "
SSF-2436	24" x 36" x $\frac{1}{16}$ "

### Note:

*Stainless Steel Mirrors reflect images in different quality than glass mirrors. A slight distortion is an inherent characteristic of stainless steel.*

# THEFT PROOF MIRROR *Series*

## Theft Proof Washroom Mirror

Theft resistant channel framed mirror. Ideal for schools, hospitals or any other public restroom.

### Specifications:

Stainless Steel Channel Framed Mirror 1/2" rolled formed channel frame with mitered corners. 3/16" thick electrolytic copper plated mirror, galvanized pre-plated sheet steel with slotted hole mounting. Equipped with locking integral mounting system for theft proof installations.



Model TPM-1622

### Theft Proof Mirrors

Model Number	Overall Size W x H x D
TPM-1622	16" x 22 1/4" x 1/2"
TPM-1824	18" x 24 1/4" x 1/2"
TPM-1830	18" x 30 1/4" x 1/2"
TPM-1836	18" x 36 1/4" x 1/2"
TPM-2436	24" x 36 1/4" x 1/2"

## Shatter Resistant Theft Proof Washroom Mirror

Shatter resistant acrylic mirror mounted in a theft resistant channel frame. Ideal for schools, public restrooms and high use restrooms.

### Specifications:

Stainless Steel Channel Framed Mirror 1/2" rolled formed channel frame with mitered corners. 1/8" thick shatter resistant acrylic mirror. Heavy duty galvanized steel backplate welded in place, four slotted locking mounting holes for theft proof mounting.



Model TPMA-1622

### Theft Proof Mirrors - Acrylic

Model Number	Overall Size W x H x D
TPMA-1622	16" x 22"
TPMA-1824	18" x 24"
TPMA-1830	18" x 30"

\*Installation Hardware Included On All Models Listed On This Page\*



Phone: 740-392-4003

[fredsilver.com](http://fredsilver.com)

[mirrorsandcabinets.com](http://mirrorsandcabinets.com)